

The **MAG-8000** and **MAG-9000** are **mobile** to go-anywhere. Just lift at the handle (MAG-9000 = 50 lbs.) (MAG-8000 = 80 lbs). Rubber feet keep the grinder where you place it.

The **MAG-8000** and **MAG-9000** are **impressively quiet** in operation.

Built-in valve stem grinding guide is part of the MAG-9000.

Built-in chain saw bar squaring guide is part of the MAG-9000.

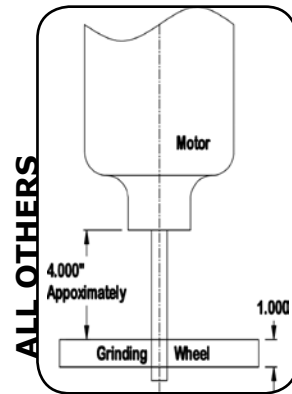
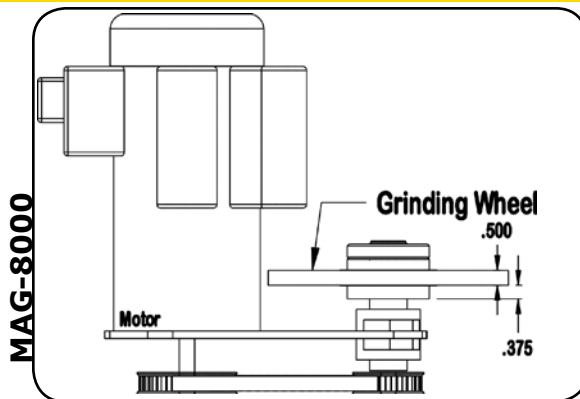
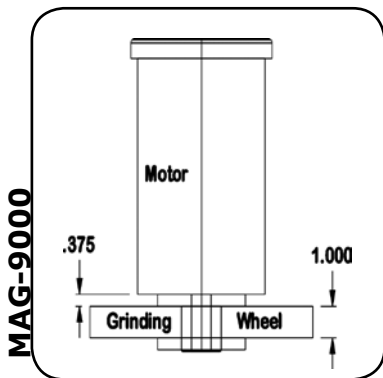
A grit guard to deflect the grit to the floor, vacuum grit guard that connects to any standard shop vac having a 2.5" diameter hose. Standard on the MAG-8000 and MAG-9000.

Magna-Matic Corporation is the **only** lawn mower blade sharpener manufacturer that provides **100% satisfaction guaranteed** (if you are not satisfied with any of our products you may return them within the first 30 days for a refund). This allows you to try the equipment in your shop, and let you put it to the test.

Design and Performance Comparison

MOTOR DESIGN

Displaying Overhung Load



The MAG-8000 has .375 inches overhung load. The MAG-9000 has .375 inches overhung load.

Others can have as much as 4 inches overhung load.

Overhung load is defined as the radial load on the output shaft extension produced by a grinding wheel, pulley, chain sprocket, gear, crank arm, cam or other similar device. It is simply unsupported load that will reduce rigidity and create vibration.




Design and Performance Comparison

Displaying a Supported Blade

VIBRATION - To achieve vibration-free, rigid, efficient grinding a proper work table design is required. As shown in the diagram to the right, all other blade grinders (the pedestal type sharpeners) have a worktable that provides VERY LITTLE support under the blade edge being sharpened. The slot where the grinding wheel lowers into (to adjust cutting angle) is the exact place where the grinding wheel comes in contact with the blade edge being sharpened. Therefore there is VERY LITTLE support for the blade edge being sharpened, resulting in vibration.

NOISE - You will notice when using other blade grinders they are extremely noisy in operation. Hearing protection must be worn. This is caused by the lack of rigidity, and the sheet metal design.

ELIMINATE VIBRATION & NOISE - In the diagrams below of the MAG-8000 and MAG-9000 you are able to see that their work tables completely support the blade. Magna-Matic blade sharpeners have worktables that are made from UHMW (ultra-high molecular weight) abrasion resistant engineered plastic. This plastic is used to eliminate noise and to reduce the friction between the blade and the worktable to allow for ease of blade motion when sharpening.



WORKTABLE DESIGN

30° Angle Reference Point

As discussed earlier, MAGNA-MATIC lawn mower blade sharpeners have an **"angle-reference-point."** See in the diagram to the left, the grinding wheel lowers and raises vertically in a slot in the worktable. Because of this design you can never tell what angle you are producing on the blade.

MAGNA-MATIC sharpeners have an **"angle-reference-point"** built in to our grinding wheel adjustment. When the grinding wheel is almost contacting the edge of the worktable you will have produced a 30° angle on the blade no matter what diameter the grinding wheel is.

It is the simplest single-crank angle adjustment in the industry.